





## Scouts: Air Activities Badge Stage 3

Name: \_\_\_\_\_

Scout Troop: \_\_\_\_\_

Patrol: \_\_\_\_\_

To gain this badge, you must:	Tick when completed
1. Know the rules relating to access to airfields in Policy, Organisation and Rules	
2. Carry out research into the development of a specific aircraft type, discovering details of its history, role and achievements.	
3. In the course of your research, visit at least one place of interest that is directly relevant to your project. For example a museum, an air display or an aeronautics factory.	
4. Understand the terms nose, fuselage, tail, wings, port, starboard and tailfin. Also learn the names of an aeroplanes control surfaces.	



## Part 1: Know the rules relating to access to airfields in Policy, Organisation and Rules

Rules can be found at: <http://www.scoutbase.org.uk/library/hqdocs/facts/pdfs/fs120702.pdf>

Airfields can be dangerous places. Answer the questions below to make sure you understand the rules.

1. What should you do before going to any airfield?

- a) Make sure you pack appropriate clothing?
- b) Get permission from the airfield?
- c) Arrive and ask for help?


Jet Engines are one of the most dangerous hazards on the air field.



**Always STOP** well away from the aircraft until a responsible person guides you to where to board.

2. When approaching an aircraft with its engines running you should do so from ...

- a) the side of the aircraft to keep clear of the danger area.
- b) the front of the aircraft so you can be seen.
- c) the rear of the aircraft to avoid a collision if the plane moves forward.



3. If an aircraft engine is shut down, it is safe to touch the propeller. True or false.

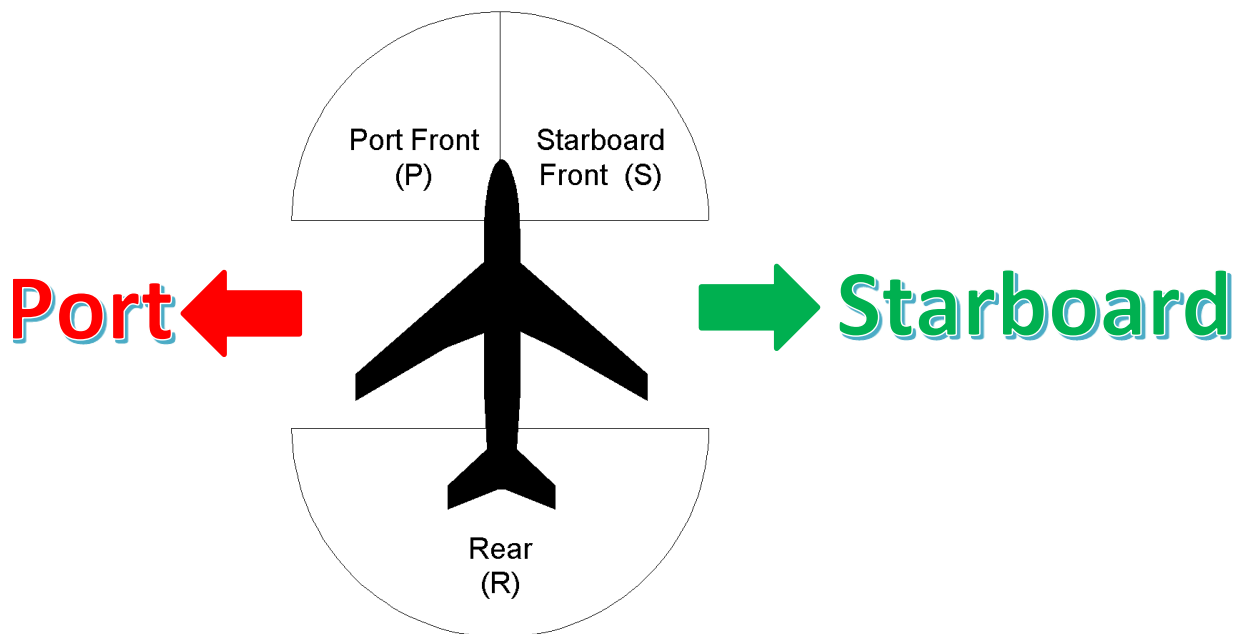
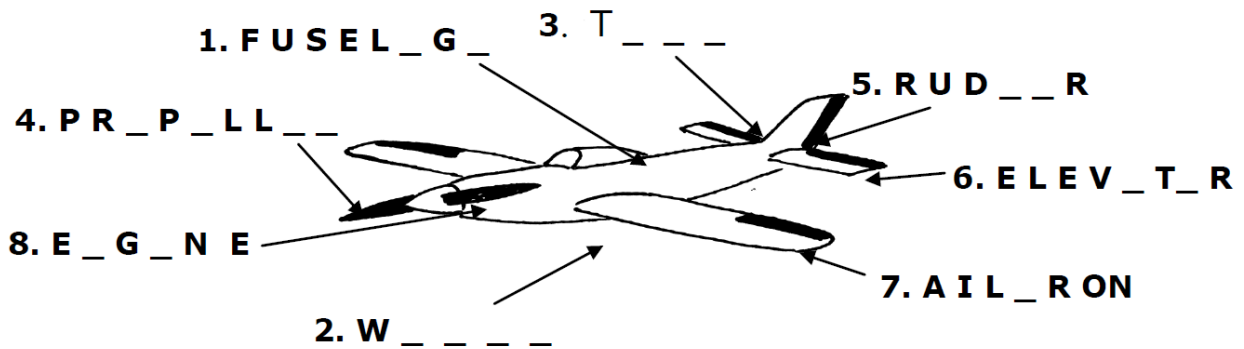
- a) True
- b) False

Tick **all** the correct answers; there may be more than one.

4. When crossing an airfield you should...

- a) Follow the green cross code.
- b) Choose a route clear of all obstructions.
- c) Constantly radio the control tower for instructions.
- d) Split into lots of small groups.
- e) Choose a route that will minimise the amount of time spent in the take-off and landing area.

Part 2: You should become familiar with the terms used on aircraft and also learn the names of the Aircraft Control Surfaces.



The terms port and starboard are used to identify the different sides of the aircraft. Do you know of any other forms of transport that use these terms?

\_\_\_\_\_

**FACT:**

Port and Starboard are used to avoid confusion. The terms refer to the sides of the aircraft. Therefore it should not matter which way you are facing!

**Part 3: Carry out research into the development of a specific aircraft type, discovering details of its history, role and achievements.**

To complete this section research 6 different aircraft by answer the following questions.

## Sopwith Pup: Hall 1

What are the 3 main roles of a Sopwith Pup?

1. \_\_\_\_\_
2. \_\_\_\_\_
3. \_\_\_\_\_



Read the “Did You Know” section at the Pup’s information station to find out what this aircraft was famous for and who piloted it.

The Sopwith Pup was the first aircraft to \_\_\_\_\_. The pilot’s name was \_\_\_\_\_.

What advantage did the Sopwith Pup have over the German fighter aircraft during WW1?

---

---

---

**Statistics Table: Sopwith Pup**

<b>Type</b>	
<b>Crew</b>	
<b>Length</b>	
<b>Span</b>	
<b>Engine Type</b>	
<b>Speed</b>	
<b>Years in service</b>	

**Insert Photograph or make a drawing  
of the Sopwith Pup**

# Sea King: Hall 1

What are the 4 main roles of a Sea King?

1. \_\_\_\_\_
2. \_\_\_\_\_
3. \_\_\_\_\_
4. \_\_\_\_\_

When was the Sea-King painted in the joint Naval and RAF search and rescue colours?

\_\_\_\_\_

What is its nickname?

\_\_\_\_\_

Find out details of when a Sea King was used for rescue.

\_\_\_\_\_  
\_\_\_\_\_  
\_\_\_\_\_

How many people were airlifted during the Boscastle flood on the Monday the 16<sup>th</sup> of August 2004?

\_\_\_\_\_

How many Search and Rescue bases are there around England, Scotland and Wales?

\_\_\_\_\_

**Statistics Table: Sea King HAS. 1**

<b>Top Speed (mph)</b>	
<b>Length</b>	
<b>Rotor Diameter</b>	
<b>Engine Type</b>	
<b>Years in Service</b>	

**Insert Photograph or make a drawing  
of the Sea King**

# Seafire: Hall 2

What was the main role of a Seafire?  
\_\_\_\_\_

Which aircraft were converted to Seafire's?  
\_\_\_\_\_

Investigate the aircraft. What changes have been made to allow the Seafire to be used on an aircraft carrier?  
\_\_\_\_\_  
\_\_\_\_\_

**Achievement:** What was the first success for the seafire?  
\_\_\_\_\_  
\_\_\_\_\_

Make some notes on the action seen by the Seafire.  
\_\_\_\_\_  
\_\_\_\_\_  
\_\_\_\_\_  
\_\_\_\_\_



**Statistics Table: Seafire F Mk.17**

<b>Length</b>	
<b>Wingspan</b>	
<b>Weight</b>	
<b>Armament</b>	
<b>Engine Horsepower</b>	
<b>Engine Type</b>	
<b>Years in Service</b>	

**Insert Photograph or make a drawing  
of the Seafire**

# Sea Harrier: Hall 4

What were the 3 main roles of a Sea Harrier?

1. \_\_\_\_\_
2. \_\_\_\_\_
3. \_\_\_\_\_

This aircraft is described as V/STOL. What does this stand for? What other aircraft in this hall is V/STOL.

V/STOL: \_\_\_\_\_

The \_\_\_\_\_ is also a V/STOL aircraft.

Which conflict was the Sea Harrier XZ493 involved in and what year was this?

Conflict \_\_\_\_\_

Year \_\_\_\_\_

Find out who piloted XZ493 during the conflict and make some notes on his service.

---

---

---

---

---

**Statistics Table: Sea Harrier**

<b>Type</b>	
<b>Crew</b>	
<b>Length</b>	
<b>Span</b>	
<b>Engine Type</b>	
<b>Speed</b>	
<b>Years in service</b>	

**Insert Photograph or make a drawing  
of the Sea Harrier**

# Concorde 002: Hall 4

What was the main role of Concorde 002?

\_\_\_\_\_

What year did Concorde enter commercial service?

\_\_\_\_\_

Which countries and airlines were involved in developing the Concorde project?

Country \_\_\_\_\_

Country \_\_\_\_\_

Airline \_\_\_\_\_

Airline \_\_\_\_\_

**Achievement:** What was special about the speed of Concorde? Why do you think this was an achievement?

\_\_\_\_\_  
\_\_\_\_\_  
\_\_\_\_\_

At the tail end of Concorde there is a video. Watch this video and make notes on other key facts related to the development and history of Concorde.

\_\_\_\_\_  
\_\_\_\_\_  
\_\_\_\_\_  
\_\_\_\_\_

**Statistics Table: Concorde**

<b>Top Speed (mph)</b>	
<b>Time of Fastest Flight from New York to London</b>	
<b>First Flight of Type 002</b>	
<b>Number Produced</b>	
<b>Engine Type</b>	

**Insert Photograph or make a drawing of Concorde**

# Aircraft of your choice

Name of aircraft \_\_\_\_\_

What was the main role of the aircraft?

\_\_\_\_\_

**Achievement:** What successes has your aircraft had?

\_\_\_\_\_  
\_\_\_\_\_  
\_\_\_\_\_

Use this space to record **2** extra facts about your aircraft.

\_\_\_\_\_  
\_\_\_\_\_  
\_\_\_\_\_  
\_\_\_\_\_

**Statistics Table:** \_\_\_\_\_

Complete the statistics table for your chosen aircraft.

<b>Type</b>	
<b>Years in service</b>	

Well done you have completed the Air Researcher Trail